



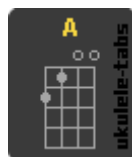
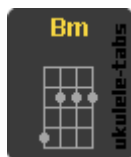
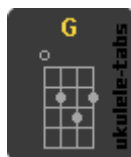
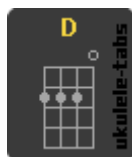
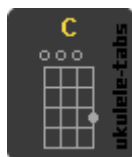
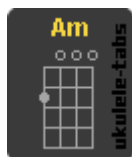
- 2 All My Loving
- 3 And I Love Her
- 4 All You Need Is Love
- 6 April Love
- 7 Bye Bye Love
- 8 Can't Buy Me Love
- 9 Can't Help Fallin in Love With You
- 10 Dream Lover
- 11 The Glory of Love
- 12 I'm In The Mood For Love
- 14 Ku-U-I-Po
- 16 La Vie En Rose
- 17 L. O. V. E.
- 18 Love Me Tender
- 20 Roses are Red My Love
- 22 Sea of Love
- 23 She Loves You
- 25 That's Amore
- 27 Will You Still Love Me Tomorrow
- 28 You've Got A Friend
- 29 Happy Trails/Aloha 'Oe Medley

All My Loving

Lennon & McCartney

Close your ^{Dm} eyes and I'll ^G kiss you,
^C Tomorrow I'll ^{Am} miss you
^F Remember I'll ^{Dm} always be ^{Bb} true. ^G
And then ^{Dm} while I'm ^G away,
I'll write ^C home every ^{Am} day
^F And I'll ^G send all my ^C loving to ^C you.
I'll pretend that I'm ^{Dm} kissing ^G
The ^C lips I am ^{Am} missing,
^F And ^{Dm} hope that my ^{Bb} dreams will come ^G true.
And then ^{Dm} while I'm ^G away,
I'll write ^C home every ^{Am} day
^F And I'll ^G send all my ^C loving to ^C you.
All my ^{Am} loving, I will ^{Am} send to ^C you. ^C
All my ^{Am} loving. Darling I'll be ^C true. ^C
Close your ^{Dm} eyes and I'll ^G kiss you,
^C Tomorrow I'll ^{Am} miss you
^F Remember I'll ^{Dm} always be ^{Bb} true. ^G
And then ^{Dm} while I'm ^G away,
I'll write ^C home every ^{Am} day
^F And I'll ^G send all my ^C loving to ^C you.
All my ^{Am} loving, I will ^{Am} send to ^C you. ^C
All my ^{Am} loving. Darling I'll be ^C true. ^C
All my ^{Am} loving...
Aaaalllll my ^C loving, ^C OOOoooo
All my ^{Am} loving, I will ^{Am} send to ^C you. ^C

And I Love Her



Intro: Am Em Am Em

1 Am Em
I give her all my love
Am Em
That's all I do
Am Em
And if you saw my love
C D
You'd love her too
G G
I love her

2 Am Em
She gives me everything
Am Em
And tenderly
Am Em
The kiss my lover brings
C D
She brings to me
G G
And I love her

3 Em D Em Bm
A love like ours could never die
Em Bm D D
As long as I have you near me

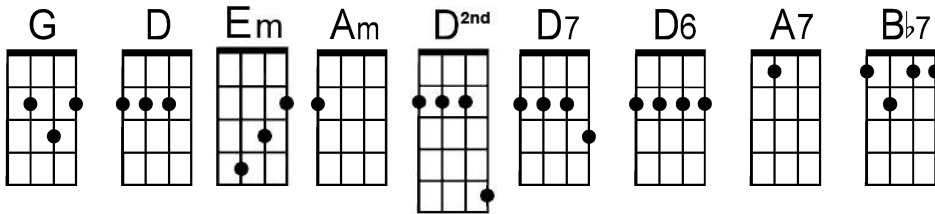
4 Am Em
Bright are the stars that shine
Am Em
Dark is the sky
Am Em
I know this love of mine
C D
Will never die
G G
And I love her

Repeat: **4**
3
4

End: G/

All You Need Is Love

John Lennon(1967)



"La Marseillaise" tease

G . D . | G . . . | C . . | D

a 0 0 5 2 2 3 3 0

e 3 3 3 3 3 0 2

c 2 2

Intro: 1 2 3 4 5 6 7 | 1 2 3 4 5 6 7 |

G . D . Em . . | G . D . Em . . |

*Love, love, love Love, love, love

1 2 3 4 | 1 2 3 4 | 1 2 3 4 5 & 6 2nd & 7 |

D7 . G . | D . . | D^{2nd} . D7 . D6\ D7\ D^{2nd} D7\ |

*Love, love, love,

1 2 3 4 5 6 & 7 |

G . D . Em . . |

* There's Nothing you can do that can't be done

1 2 3 4 5 6 & 7 |

G . D . Em . . |

* Nothing you can sing that can't be sung

1 2 3 4 | 1 2 3 4 |

Am/c . G . | D . . |

* Nothing you can say but you can learn how to play the game

1 2 3 4 5 & 6 2nd & 7 |

D^{2nd} . D7 . D6\ D7\ D^{2nd} D7\ |

It's ea—sy

1 2 3 4 5 6 & 7 |

G . D . Em . . |

* Nothing you can make that can't be made

1 2 3 4 5 6 & 7 |

G . D . Em . . |

* No one you can save that can't be saved

1 2 3 4 | 1 2 3 4 |

Am/c . G . | D . . |

* Nothing you can do but you can learn how to be you in time

1 2 3 4 5 & 6 2nd & 7 |

D^{2nd} . D7 . D6\ D7\ D^{2nd} D7\ |

It's ea—sy

Chorus: 1 2 3 4 | 1 2 3 4 | 1 2 3 4 | 1 2 3 4 |

G . A7 . | D7 . . | G . A7 . | D7 . . |

All you need is love All you need is love

1 2 3 4 | 1 2 3 4 | 1 2 3 4 | 1 2 |

G . B7 . | Em . G . | C . D7 . | G\ D\ |

All you need is love, love Love is all you need



Instrumental verse:

1 2 3 4 5 6 7 | 1 2 3 4 5 6 7 |
G . D . Em . . | **G . D . Em . .** |
 *Love, love, love ————— Love, love, love

1 2 3 4 | 1 2 3 4 | 1 2 3 4 5 & 6 2nd & 7 |
D7 . G . D . . | **D^{2nd} . D7 . D6\ D7\ D^{2nd} D7** |
 *Love, love, love —————

Chorus: 1 2 3 4 | 1 2 3 4 | 1 2 3 4 | 1 2 3 4 |
G . A7 . D7 . . | **G . A7 . D7 . .** |
 ——— All you need is love ————— All you need is love —————

1 2 3 4 | 1 2 3 4 | 1 2 3 4 | 1 2 |
G . B7 . Em . G . | **C . D7 . G\ D** |
 ——— All you need is love, love ————— Love is all you need —————

1 2 3 4 5 6 & 7 |
G . D . Em . . |
 *————— Nothing you can know that isn't known —————

1 2 3 4 5 6 & 7 |
G . D . Em . . |
 *————— Nothing you can see that isn't shown —————

1 2 3 4 | 1 2 3 4 |
Am/c . G . D . . |
 *————— Nowhere you can be that isn't where you're meant to be, ———

| 1 2 3 4 5 & 6 & 7 |
D^{2nd} . D7 . D6\ D7\ D^{2nd} D7 |
 It's ea—sy —————

Chorus: 1 2 3 4 | 1 2 3 4 | 1 2 3 4 | 1 2 3 4 |
G . A7 . D7 . . | **G . A7 . D7 . .** |
 ——— All you need is love ————— All you need is love —————

1 2 3 4 | 1 2 3 4 | 1 2 3 4 | 5 6 |
G . B7 . Em . G . | **C . D7 . G\ D** |
 ——— All you need is love, love ————— Love is all you need —————

1 2 3 4 | 1 2 3 4 | 1 2 3 4 | 1 2 3 4 |
G . A7 . D7 . . | **G . A7 . D7 . .** |
 ——— All you need is love (all to-gether now) All you need is love (every-body)

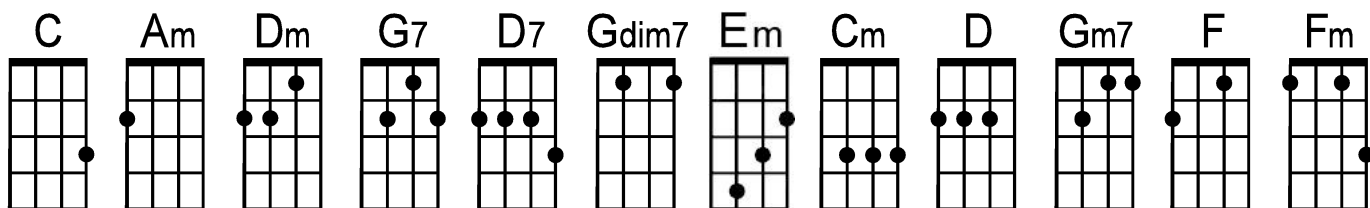
1 2 3 4 | 1 2 3 4 | 1 2 3 4 | 1 2 |
G . B7 . Em . G . | **C . D7 . G .** |
 All you need is love, love ————— Love is all you need —————

Coda: | 1 2 3 4 | 1 2 3 4 |
G | **. . . .** |
 Love is all you need ————— Love is all you need ————— *(repeat and fade)*
 ————— *(Love is all you need)* ————— *(Love is all you need)*



April Love

by Sammy Fain and Paul Francis Webster (1957)



C . Am . | Dm . G7 . | C | Dm . G7 . |
 A—pril love— is for— the ver—y yo—ung—

C | D7 . G7 . | C . Gdim . | G7 |
 Ev'—ry star's a wish-ing star that shines— for— you—

C . Am . | Dm . G7 . | C | Em |
 A—pril love— is all— the sev-en won-ders—

Am . Cm . | G . D . | Dm . . . | G7 . . . |
 One little kiss— can tell you— this is true—ue—

Bridge: C . Gm7 . | C . Gm7 . | C . Gm7 . | F |
 Some— times— an Ap—ril day— will sud-den-ly— bring show-ers—

Am . D . | G . Gdim . | D7 . . . | G7 . . . |
 Rain— to grow— the flow-ers— for her first— bou—quet—

. | C . Am . | Dm . G7 . | C | Fm |
 But A—pril love— can slip right through your fing—ers—

. | C . A7 . | G7 |
 So, if she's— the one— don't let her run—

| C . Am . | Dm . G7 . | C | Dm . G7 . |
 a—way—

C . Am . | D7 . G7 . | C . Gdim . | G7 |

Bridge: C . Gm7 . | C . Gm7 . | C . Gm7 . | F |
 Some— times— an Ap—ril day— will sud-den-ly— bring show-ers—

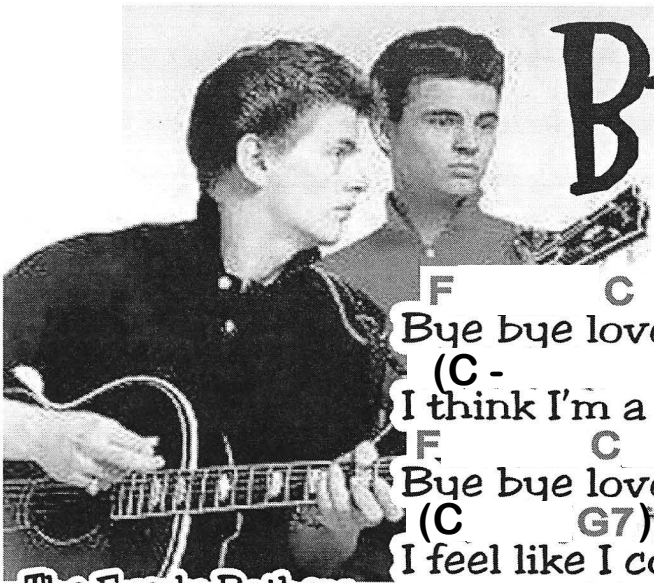
Am . D . | G . Gdim . | D7 | G7 |
 Rain— to grow— the flow-ers— for her first— bou—quet—

. | C . Am . | Dm . G7 . | C | Fm |
 But A—pril love— can slip right through your fing—ers—

. | C . A7 . | G7 | C | C |
 So, if she's— the one— don't let her run— a—way—

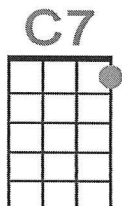
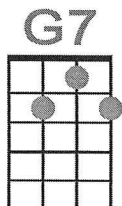
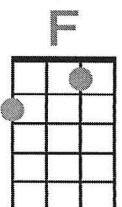

Bye Bye Love

by Felice and Boudleaux Bryant



The Everly Brothers

"Bye Bye Love," (which had been rejected by 30 other acts, including Elvis Presley) became an across-the-board smash, reaching #2 on the pop charts, and #1 on both the Country, and the R & B charts. The song, written by the songwriting husband and wife team of Felice and Boudleaux Bryant, became their first million-seller



F C F C F C
Bye bye love, Bye bye happiness, Hello loneliness
(C - G7) C

I think I'm a gonna cry

F C F C F C
Bye bye love, Bye bye sweet caress, Hello emptiness
(C G7) C (C - G7) C C

I feel like I could die, Bye bye my love bye bye

-----tacet----- G7 G7 C
There goes my baby, with someone new

C G7 G7 C
She sure looks happy; I sure am blue

C F F G7
She was my baby, 'til he stepped in

G7 G7 G7 C C7
Goodbye to romance, that might have been

F C F C F C
Bye bye love, Bye bye happiness, Hello loneliness
(C - G7) C

I think I'm a gonna cry

F C F C F C
Bye bye love, Bye bye sweet caress, Hello emptiness
(C - G7) C (C - G7) C C

I feel like I could die, Bye bye my love bye bye

-----tacet----- G7 G7 C
I'm through with romance, I'm through with love

C G7 G7 C
I'm through with counting the stars above

C F F G7
And here's the reason that I'm so free

G7 G7 G7 C C7
My lovin' baby is through with me

F C F C F C
Bye bye love, Bye bye happiness, Hello loneliness
(C - G7) C

I think I'm-a gonna cry

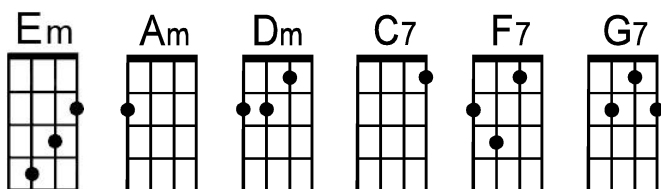
F C F C F C
Bye bye love, Bye bye sweet caress, Hello emptiness
(C - G7) C (C - G7) C

I feel like I could die, Bye bye my love bye bye

3 times (fade)

Can't Buy Me Love

by John Lennon and Paul McCartney (1964)



sing C

(----*tacet*----) | Em . . . | Am . . . | Em . . . | Am . . . | Dm . . . | G7 . . .

Intro: Can't buy me lo—ove, lo—ove, can't buy me lo—ove,

| C7 . . . | . . . | . . . | . . .
 I'll buy you a dia-mond ring, my friend, if it makes you feel al-right.

| F7 . . . | . . . | C7 . . . | . . .
 I'll get you an-y-thing, my friend, if it makes you feel al-right.

| G7 . . . | F7 . . . | . . . | C7 . . .
 'Cause I don't care too much for money money can't buy me love.

| C7 . . . | . . . | . . . | . . .
 I'll give you all I've got to give if you say you'll love me, too

| F7 . . . | . . . | C7 . . . | . . .
 I may not have a lot to give, but what I've got I'll give to you.

| G7 . . . | F7 . . . | . . . | C7 . . .
 'Cause I don't care too much for money, money can't buy me love.

Bridge: | Em . . . | Am . . . | C7 . . . | . . .
 Can't buy me lo—ove, every-body tells me so.

| Em . . . | Am . . . | Dm . . . | G7 . . . |
 Can't buy me lo—ove, no-no no no—

C7 . . . | . . . | . . . | . . .
 Say you don't need no dia-mond rings, and I'll be sat-is-fied,

F7 . . . | . . . | C7 . . . | . . .
 Tell me that you want the kind of things, that mon-ey just can't buy.

G7 . . . | F7 . . . | . . . | C7 . . .
 I don't care too much for money, money can't buy me love.

Bridge: | Em . . . | Am . . . | C7 . . . | . . .
 Can't buy me lo—ove, every-body tells me so.

| Em . . . | Am . . . | Dm . . . | G7 . . . |
 Can't buy me lo—ove, no-no no no—

C7 . . . | . . . | . . . | . . .
 Say you don't need no dia-mond rings, and I'll be sat-is-fied,

F7 . . . | . . . | C7 . . . | . . .
 Tell me that you want the kind of things, that mon-ey just can't buy.

G7 . . . | F7 . . . | . . . | C7 . . .
 I don't care too much for money, money can't buy me love.

Ending:

| Em . . . | Am . . . | Em . . . | Am . . . | Dm . . . | G7 . . . | C7
 Can't buy me lo—ove, lo—ove, can't buy me lo—o—ve, Oh—

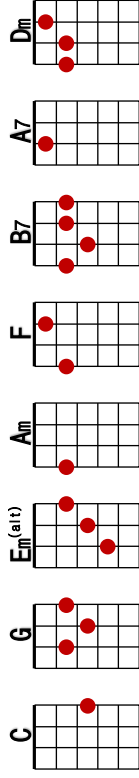


Can't Help Falling In Love

Peretti / Creator / Weiss (Elvis Presley), 1961

YouTube video tutorial: <http://youtu.be/sReXtHr5vM>

1st Note



INTRO:

[ARPEGGIO P-I-M-A-M-I: 4th-3rd-2nd-1st-2nd-3rd]

C G C G

| X X X X | X X X X |

VERSES 1 & 2:

C Em Am F C G

Wise men say - only fools rush in

F G Am F C G C G

But I can't help falling in love with you

C Em Am F C G

Shall I stay - would it be a sin

F G Am F C G C

If I can't help falling in love with you

CHORUS:

Em B7 Em B7

Like a river flows - surely to the sea

Em B7 Em A7 Dm G [HANG]

Darling so it goes - some things - are meant to be

VERSE 3:

C Em Am F C G

Take my hand - take my whole life too

F G Am F C G C

For I can't help falling in love with you

REPEAT CHORUS

REPEAT VERSE 3

OUTRO:

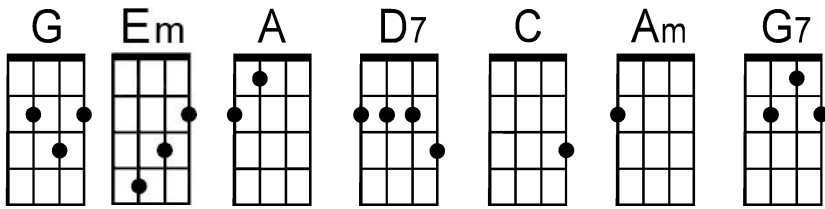
F G Am F C G C

For I can't help falling in love with you



Dream Lover (Key of G)

by Bobby Darin (1959)



Intro: G . . . | Em . . . | G . . . | Em . . . |

G | | Em | |
 Every night, I hope and pra-a-a-a-ay, a dream lover will come my— way—

G | | Em | |
 A girl to hold— in my— a-a-a-a-arms, and know the mag-ic of her charms.

. . . | --r-- G\ \ \ | --r-- D7\ \ \ | --r-- G\ \ \ | --r-- C\ \ \ |
 Be-cause I want (yeah-yeah yeah) a girl (yeah-yeah yeah) to call (yeah-yeah yeah) my own (yeah-yeah

\ | G . . . | Em . . . | Am . . . | D7 . . . | G . . . | D7 . . . |
 I want a dream lover so I won't have to dream a—lone.

G | | Em | |
 Dream lover, where are— yo-o-o-o-ou? With a love, oh, so— true—?

G | | Em | |
 And a hand that I can— ho-o-o-o-old, to feel her near, when I grow— old.

. . . | --r-- G\ \ \ | --r-- D7\ \ \ | --r-- G\ \ \ | --r-- C\ \ \ |
 Be-cause I want (yeah-yeah yeah) a girl (yeah-yeah yeah) to call (yeah-yeah yeah) my own (yeah-yeah

\ | G . . . | Em . . . | Am . . . | D7 . . . | G . . . | G7 . . . |
 I want a dream lover so I won't have to dream a—lone.

Bridge: C | | G | |
 Some day—, I don't know— ho-o-ow I hope— she'll hear my— plea—

A7 | | D7\ (---- -Tacit- ---- | ---- --- ---) D7 |
 Some way—, I don't know— ho-o-ow She'll bring her love to me—

G | | Em | |
 Dream lover, un-til- the-e-e-en, I'll go to sleep— and dream a—gain—

G | | Em | |
 That's the on—ly thing to— do-o-o-o-o, un-til my lover's— dreams come true

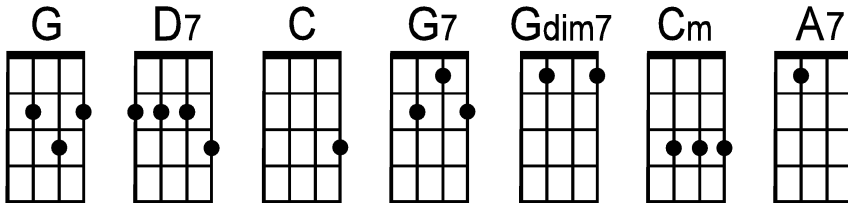
. . . | --r-- G\ \ \ | --r-- D7\ \ \ | --r-- G\ \ \ | --r-- C\ \ \ |
 Be-cause I want (yeah-yeah yeah) a girl (yeah-yeah yeah) to call (yeah-yeah yeah) my own (yeah-yeah

\ | G . . . | Em . . . | Am . . . | D7 . . . | G . . . | Em . . . |
 I want a dream lover so I won't have to dream a—lone.

. . . | G . . . | Em . . . | Am . . . | D7 . . . | G . . . | G\ --- |||
 I want a dream lover so I don't have to dream a—lone

The Glory of Love

by Billy Hill (1936)



Sing D

(---*tacit*---) | G . . . | D7 . . . | G . . . | C . . . |
 You've got to give a little— take a little— and let your poor heart break— a little,
 G . . . | D7 . . . | G . C . | G\ --- ---
 That's the story of, that's the glory of love————

(---*tacit*---) | G . . . | D7 . . . | G . . . | C . . . |
 You've got to laugh a little— cry a little— be-fore the clouds roll by— a little—
 G . . . | D7 . . . | G . . . | G7 . . .
 That's the story of, that's the glory of love————

Bridge: . | C . . . | . . . | G . . . | Gdim . . . | G . . .
 As long— as there's— the two of us, we've got the world— and all its charms——
 | Cm . . . | . . . | A7 . . . | D7 . D7\
 And when— the world is thru with us, we've got each other's arms——

(---*tacit*---) | G . . . | D7 . . . | G . . . | C . . . |
 You've got to win a little— lose a little— and always have the blues— a little.
 G . . . | D7 . . . | G . . . | G7 . . .
 That's the story of, that's the glory of love————

Bridge: . | C . . . | . . . | G . . . | Gdim . . . | G . . .
 As long— as there's— the two of us, we've got the world— and all its charms——
 | Cm . . . | . . . | A7 . . . | D7 . D7\
 And when— the world is thru with us, we've got each other's arms——

(---*tacit*---) | G . . . | D7 . . . | G . . . | C . . . |
 You've got to win a little— lose a little— and always have the blues— a little.
 G . . . | D7 . . . | G . . . | D7 . . . |
 That's the story of, that's the glory of love————

G . . . | D7 . . . | G . Cm . | G\
 That's the story of, that's the glory of lo--o--ove.

San Jose Ukulele Club

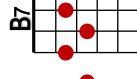
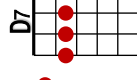
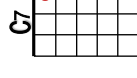
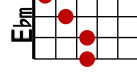
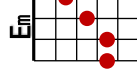
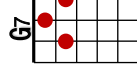
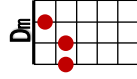
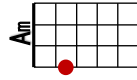
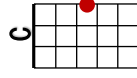
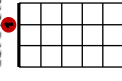
(v2- 2/5/16)

I'm In The Mood For Love

Jimmy McHugh / Dorothy Fields, 1935

YouTube video tutorial: <http://youtu.be/4DEWmvv-NZ9Y>

1st Note



**Simpler version
on NEXT PAGE**

INTRO:

[SLOW EVEN WALTZ ARPEGGIO: S^{TRUM}-P-I MA-P-I
OR LABORED WALTZ STRUM: D-PAUSE-PLUCK]

C Am Dm G7 [HANG]
| X X X | X X X | X X X | X X X |

VERSE 1:

C Am Dm G7
I'm in the mood for love
Dm G7 C
Simply because you're near me
Em Ebm Dm
Funny, but when - you're near me
G7 C G7
I'm in the mood for love

VERSE 2:

C Am Dm G7
Heaven is in your eyes
Dm G7 C
Bright as the stars we're under
Em Ebm Dm
Oh is it a - ny wonder
G7 C C7
I'm in the mood for love

BRIDGE:

Dm G7 C Am
Why stop to think of whether
Dm G7 C
This little dream might fade
D7 Em
We've put our hearts together
B7 Dm G7 [HANG]
Now we are one - I'm not afraid

VERSE 3:

C Am Dm G7
If there's a cloud above
Dm G7 C
If it should rain, we'll let it
Em Ebm Dm
But for tonight - forget it
G7 C
I'm in the mood for love

INSTRUMENTAL VERSE:

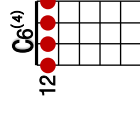
C Am Dm G7
Dm G7 C
Em7 Ebm7 - Dm7 Dm7
Dm G7 C C7
Dm7(2)
Em7(2)
Em7(3)

REPEAT BRIDGE

REPEAT VERSE 3

OUTRO:

Dm G7 [HANG] C6
I'm in the mood - for - love



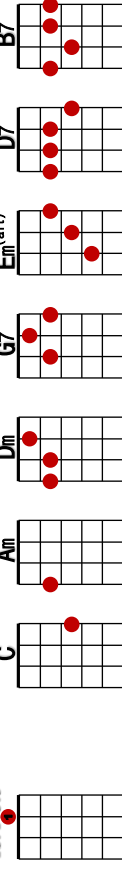
12

I'm In The Mood For Love

Jimmy McHugh / Dorothy Fields, 1935

YouTube video tutorial: <http://youtu.be/4DEWmvy-NZ9Y>

1st Note



**SIMPLER
VERSION**

INTRO:

[LABORED WALTZ STRUM: D-PAUSE- PLUCK]

C Am Dm G7 [HANG]
| X X | X X | X | X X | X X | X X |

VERSE 1:

C Dm
I'm in the mood for love
Simply because you're near me Dm
Em Funny, but when - you're near me
G7 C
I'm in the mood for love

VERSE 2:

C Dm
Heaven is in your eyes
Bright as the stars we're under G7 C
Em Dm
Oh is it a - ny wonder
G7 C
I'm in the mood for love

BRIDGE:

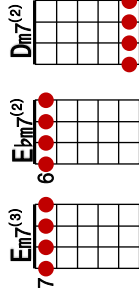
Dm G7 C
Why stop to think of whether
Dm G7 C
This little dream might fade
D7 Em
We've put our hearts together
B7 Dm G7 [HANG]
Now we are one - I'm not afraid

VERSE 3:

C Dm
If there's a cloud above
G7 C
If it should rain, we'll let it
Em Dm
But for tonight - forget it
G7 C
I'm in the mood for love

INSTRUMENTAL VERSE:

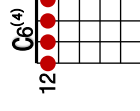
C Dm Dm Dm
Dm G7 C C
Em7 Ebm7 - Dm7 Dm7
Dm G7 C C



REPEAT BRIDGE

REPEAT VERSE 3

OUTRO:
Dm G7 [HANG] C6
I'm in the mood - for - love

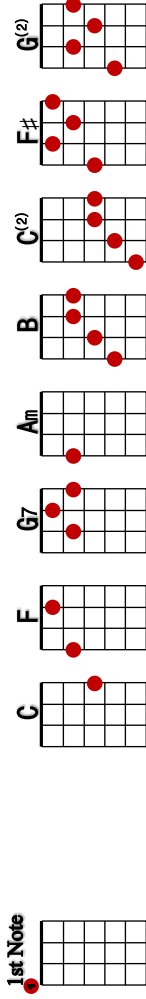


13

Ku-U-I-PO

**Simpler version
on NEXT PAGE**

Weiss/ Peretti/Creator (from "Blue Hawaii", the Elvis film), 1961
YouTube video tutorial: https://youtu.be/AXaquF4L_q8



INTRO:

[Smooth lazy strum: D-duD-d]
F **G7** **C** **[HANG]**
 | X X X X | X X X X |

CHORUS:

C Ku-ui-po, I love you - more today **Am**
C More today than yesterday **Am**
 But I love you - less today **F**
G7 Less than I will - tomorrow **B** **C²** **[HANG]**

VERSE 1:

See the sweet Hawaiian rose **F** **F#**
G² See it blossom, see it grow **C**
 That's the story of our love **F** **F#**
G² Ever since we said hello **C** **[HANG]**

REPEAT CHORUS

VERSE 2:

F **F#**
 As the years go passing by **C**
G² We'll recall our wedding day **F** **F#**
G² I will be there by your side **C** **[HANG]**
 You will always hear me say

REPEAT CHORUS

OUTRO:

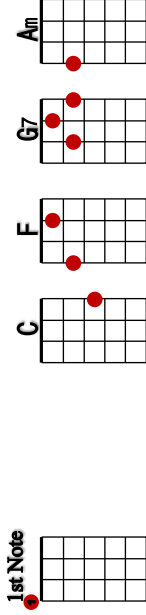
C **F** Ku-ui-po - Ku-ui-po **C**
G7 You're my Hawaiian sweetheart **F**
G7 Ku-ui-po - Ku-ui-po **C** **[flurry]**
 You're my Hawaiian sweet - - - heart



Ku-U-I-PO

**SIMPLER
VERSION**

Weiss/ Peretti/Creator (from "Blue Hawaii", the Elvis film), 1961
YouTube video tutorial: https://youtu.be/AXaquF4L_q8



INTRO:

[Smooth lazy strum: D-duD-d]
C **F** **G7** **C** **[HANG]**
 | X X X X | X X X X |

CHORUS:

C **Am**
 Ku-ui-po, I love you - more today
C **Am**
 More today than yesterday
C **Am** **F**
 But I love you - less today
G7 **C** **[HANG]**
 Less than I will - tomorrow

VERSE 1:

G **F**
 See the sweet Hawaiian rose
C
 See it blossom, see it grow
F
G **C** **[HANG]**
 That's the story of our love
G
 Ever since we said hello

REPEAT CHORUS

VERSE 2:

F
 As the years go passing by
C
G **F**
 We'll recall our wedding day
F
G **C** **[HANG]**
 I will be there by your side
G
 You will always hear me say

REPEAT CHORUS

OUTRO:

C **F**
 Ku-ui-po - Ku-ui-po
G7 **C**
 You're my Hawaiian sweetheart
C **F**
 Ku-ui-po - Ku-ui-po
G7 **C** **[flurry]**
 You're my Hawaiian sweet - - - heart



L-O-V-E

Bert Kaempfert and Milt Gabler, 1965. Ukulele arrangement Austin Ukulele Society, 2014.

Intro: 4 beats per chord, repeat twice

G D7 G G

Verse 1

G Em Am D7

"L" is for the way you look at me

Am D7 G G

"O" is for the only one I see

G7 G7 C Cmaj7

"V" is very, very extraor – di – nar – y

A7 A7 D7 [A7 - D7]

"E" is even more than anyone that you adore can

Verse 2

G Em Am D7

Love, is all that I can give to you

Am D7 G G

Love, is more than just a game for two

G7 G7

Two in love can make it

C Cm7

Take my heart and please don't break it

G D7 G D7

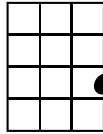
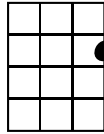
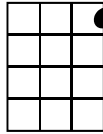
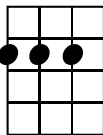
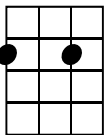
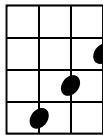
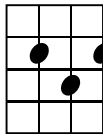
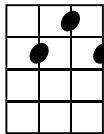
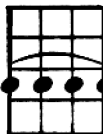
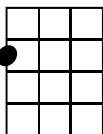
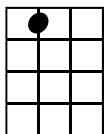
Love was made for me and you

G Em Am D7

Am D7 G G

G7 G7 C Cm7

G D7 G D7

Chords in this song		
C 	Cmaj7 	C7 
D 	D7 	Em 
G 	G7 	Cm7 
Am 	A7 	

Verse 1

Verse 2

Ending:

G D7 G G

Love was made for me and you

G \ F# \ G \

LA VIE EN ROSE

Edith Piaf

Strumming
D DU D DU 1x on each chord
[D DU - D DU] for bracketed chords
/ - One down strum

VERSE 1

G **Gmaj7**
Hold me close and hold me fast
Em7
The magic spell you cast
[Am - D7]
This is la vie en ro - se

Am **D7**
When you kiss me, heaven sighs
Am **D7**
And though I close my eyes I see la vie en ro - se

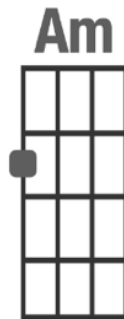
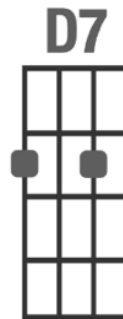
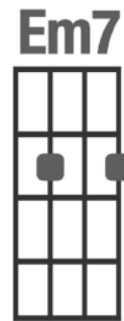
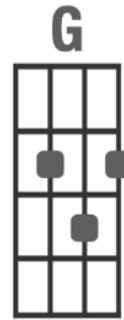
VERSE 2

G **Gmaj7**
When you press me to your heart
Em7
I'm in a world apart
C
A world where roses bloom

Cm **G**
And when you speak, angels sing from above
A7 **[Am - D7/]**
Every day words seem to turn into love songs

ENDING

G **Gmaj7**
Give your heart and soul to me
[Am/ - D7/] **G/**
And life will always be La vie en rose

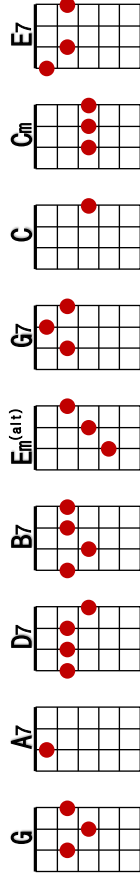
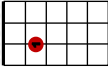


Love Me Tender

Presley / Poulton / Darby / Matson (Elvis Presley), 1956
 YouTube video tutorial: <http://youtu.be/WHZhyUDxt4>

**Simpler version
 on NEXT PAGE**

1st Note



INTRO:

[ARPEGGIO I-M-PA-M: 3rd-2nd-1st/4TH-2nd]

G A7 D7 G
 | X X X | X X X | X X X | X X X | X X X |

VERSE 1:

G A7

Love me tender, love me sweet

D7 G

Never let me go

G A7

You have made my life complete

D7 G

And I love you so

VERSE 2:

G A7

Love me tender, love me long

D7 G

Take me to your heart

G A7

For it's there that I belong

D7 G

And we'll never part

REPEAT CHORUS

VERSE 3:

G

Love me tender, love me dear

D7 G

Tell me you are mine

G A7

I'll be yours through all the years

D7 G

Til the end of time

REPEAT CHORUS

OUTRO:

Em E7 A7

For my darlin I love you

D7 G

And I always will

CHORUS:

[ARPEGGIO PMA-I: 1st/2nd/4th - 3rd]

G B7 Em G7

Love me tender, love me true

C Cm G

All my dreams fulfill

Em E7 A7

For my darlin I love you

D7 G

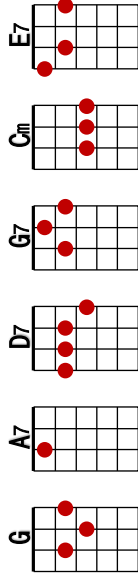
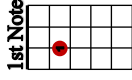
And I always will



Love Me Tender

Presley / Poulton / Darby / Matson (Elvis Presley), 1956
 YouTube video tutorial: <http://youtu.be/WHZhyUDxt4>

**SIMPLER
VERSION**



INTRO:

[ARPEGGIO I-M-PA-M: 3rd-2nd-1st/4TH-2nd]

G A7 D7 G
 | X X X | X X X | X X X | X X X | X X X |

VERSE 1:

G A7

Love me tender, love me sweet

D7 G

Never let me go

G A7

You have made my life complete

D7 G

And I love you so

CHORUS:

G G7

Love me tender, love me true

Cm G

All my dreams fulfill

E7 A7

For my darlin I love you

D7 G

And I always will

VERSE 2:

G A7

Love me tender, love me long

D7 G

Take me to your heart

G A7

For it's there that I belong

D7 G

And we'll never part

REPEAT CHORUS

VERSE 3:

G A7

Love me tender, love me dear

D7 G

Tell me you are mine

G A7

I'll be yours through all the years

D7 G

Til the end of time

REPEAT CHORUS

OUTRO:

E7 A7

For my darlin I love you

D7 G

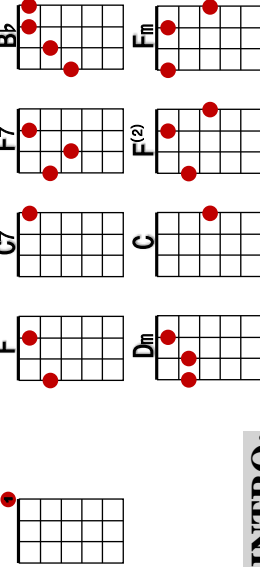
And I always will

Roses Are Red (my love)

Paul Evans / Al Byron (Bobby Vinton). 1962

YouTube video tutorial: https://youtu.be/tE6B63_DGso

1st Note



INTRO:

[1st 3 are single down strums;
then bouncy strum: D-D uD uD u]

F C7 F7 Bb
| X X X | X X X X | [STOP]
F C7
| X X X | X X X X |

VERSE 1:

nc C7

A long, long time - ago
F

On grad-ua-tion day
Bb

You handed me your book
F

I signed this way

CHORUS A:

F C7 F7 Bb

Roses are red, my love
F Dm

Violets are blue
Bb

Sugar is sweet, my love
F [STOP]

But not as sweet as you

Simpler version
on NEXT PAGE

VERSE 2:

nc C7

We dated through high school
F

And when the big day came
Bb

I wrote into - your book
F

Next to my name

REPEAT CHORUS A

without the [STOP]

VERSE 4:

nc C7

Is that your little girl?
F

She looks a lot like you
Bb

Someday some boy will write
F

In her book too

REPEAT CHORUS A

without the [STOP]

OUTRO:

Bb - F - C - F

Sugar is sweet, my love
F [STOP]

Good luck, may God bless you

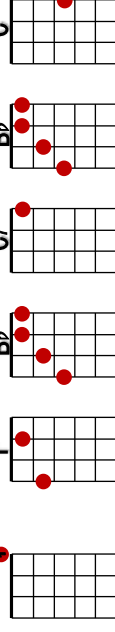


Roses Are Red (my love)

Paul Evans / Al Byron (Bobby Vinton). 1962

YouTube video tutorial: https://youtu.be/tuE6B63_DGso

1st Note



INTRO:

[1st 3 are single down strums;
then bouncy strum: D-D uD uD u]

F | X X X | X X X X |
Bb F [STOP]
| X X X X | X X X X |

VERSE 1:

nc C7

A long, long time - ago

On grad-ua-tion day

Bb

You handed me your book

C7 F

I signed this way

CHORUS A:

(F) Bb

Roses are red, my love

F

Violets are blue

Bb

Sugar is sweet, my love

C7 F [STOP]

But not as sweet as you

SIMPLER VERSION

VERSE 2:

nc C7

We dated through high school

And when the big day came

Bb

I wrote into - your book

C7 F

Next to my name

REPEAT CHORUS A

without the [STOP]

BRIDGE:

Bb

Then I went far away

F

And you found someone new

Bb C

I read your letter dear

F

And I wrote back to you

CHORUS B:

F Bb

Roses are red, my love

Violets are blue

Bb

Sugar is sweet, my love

C7

Good luck, may God bless you

F [STOP]

VERSE 4:

nc C7

Is that your little girl?

F

She looks a lot like you

Bb

Someday some boy will write

C7 F

In her book too

REPEAT CHORUS A

without the [STOP]

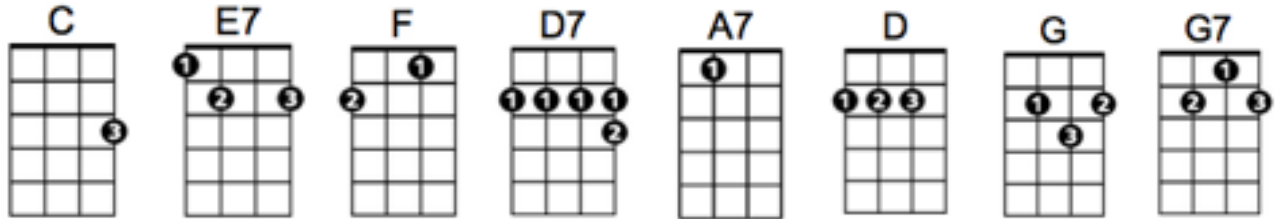
End on F



SEA OF LOVE

by Phil Phillips and George Khoury

Ukulele arrangement by Cynthia Lin, <http://cynthialin.com/ukulele>



fingering pattern: [1 - 2 - (34) - 2] x 2 per chord
 chucking strum: [down - up | chuck - up] x 2 per chord

INTRO (pick) C

VERSE (pick)

C	E7	F	D7	A7	D	G	G7
Come with me,	my love,	to the sea,	The sea of love				
[C - A7]	[D - G]	C	G7 // (two hits - optional pick transition)				
*** I wanna tell you,	how much I love you						

G7

A-----2- |

E-1----- |

C---2---- |

G----- |

VERSE (strum)

C	E7	F	D7
Do you remember when we met?	That's the day I	knew you were my pet	
[C - A7]	[D - G]	[C - F]	C
I wanna tell you,	how much I love you		

BRIDGE (strum)

G	F	G	F	E7	G
Come with me,	to the sea,	of	love!		

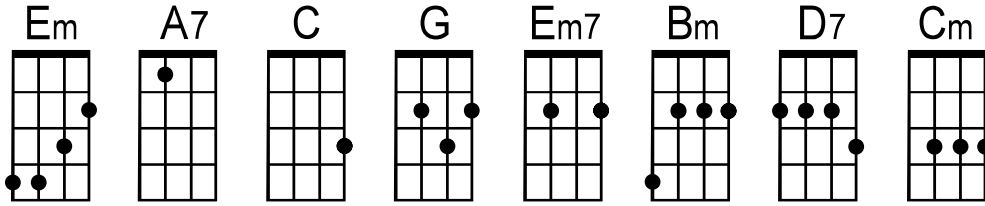
VERSE + END TAG (strum)

C	E7	F	D7
Do you remember when we met?	That's the day I	knew you were my pet	
[C - A7]	[D - G]		
I wanna tell you,	just how much I		
[C - A7]	[D - G]		
I wanna tell you,	just how much I		
[C - A7]	[D - G]	F	C /
I wanna tell you,	just how much I love you		

1st Time
Back to

She Loves You

by John Lennon and Paul McCartney (1963)



(sing d) | Em . . . |
Intro: She loves you, yeah, yeah, yeah
 | A7 . . . |
 She loves you, yeah, yeah, yeah
 | C . . . | | G . . . |
 She loves you, yeah, yeah, yeah, yeah-----

| G . . . | Em7 . . . | Bm . . . | D7 . . .
 You think you've lost your love Well I saw her yes- ter - day - i - yai
 | G . . . | Em7 . . . | Bm . . . | D7 . . .
 It's you she's think-ing of and she told me what to say - i - yai
 . | G . . . | | Em . . . |
 She says she loves you, and you know that can't be bad.
 . | Cm . . . | | D7 . . . | |
 Yes, she loves you, and you know you should be glad.

| G . . . | Em7 . . . | Bm . . . | D7 . . .
 She said you hurt her so, she al-most lost her mi - i - ind
 | G . . . | Em7 . . . | Bm . . . | D7 . . .
 But now she says she knows you're not the hurt-ing ki-i-ind
 . | G . . . | | Em . . . |
 She says she loves you, and you know that can't be bad.
 . | Cm . . . | | D7 . . . | |
 Yes, she loves you, and you know you should be glad. OOOOOO!

| Em . . . |
Refrain: She loves you, yeah, yeah, yeah
 | A7 . . . |
 She loves you, yeah, yeah, yeah
 . | Cm \ \ \ -- | D7 . . . | G . . . |
 And with a love like that, you know you should be glad--.



|G . . . |Em7 . . . |Bm . . . |D7 . . . |
 You know it's up to you, I think it's on-ly fai-i-air
 G . . . |Em7 . . . |Bm . . . |D7 . . .
 Pride can hurt you too, a - pol - o- gise to her-er-er
 . . . |G . . . | . . . |Em . . . | . . .
 Be-cause she loves you, and you know that can't be bad.
 . . . |Cm . . . | . . . |D7 . . . | . . . |
 Yes, she loves you, and you know you should be glad. OOOOOO!

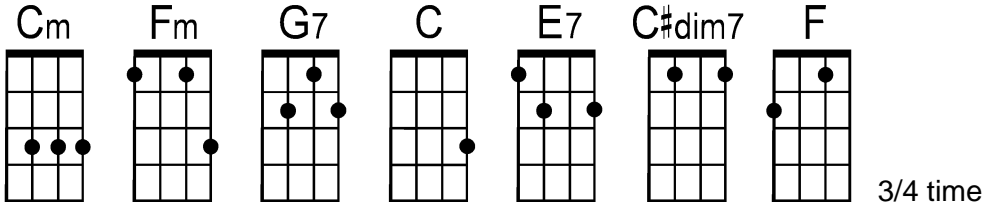
|Em . . . | . . .
Refrain: She loves you, yeah, yeah, yeah
 |A7 . . . | . . .
 She loves you, yeah, yeah, yeah
 . . . |Cm \ \ -- |D7 . . . |G . . . |Em . . .
 With a love like that, you know you should be gla--ad--.
 . . . |Cm \ \ -- |D7 . . . |G . . . |Em . . .
 With a love like that, you know you should be gla--ad
 . . . |Cm \ \ -- |D7 \ . . . | *hold*
 With a love like that, you know you shou- ou-ould
 |G . . . | . . . |
 be glad!-----
 Em . . . | . . . |C . . . | . . . |G
 yeah yeah yeah yeah yeah yeah yeah yeah!

San Jose Ukulele Club
(v1 11/8/18)



That's Amore

by Harry Warren and Jack Brooks (1952)



tremolo intro:

Cm~~~~~Fm~~~~~Cm~~~~~G7\ (-hold-)
 In Napoli— where love is king— when boy meets girl— here's what they sing—

(--tacet----) | C . . . | . . . | . . . | .
 When the moon hits your eye like a big piz-za pie
 . . . | G7 . . . | . . . | . . . | .
 that's— a—mor-e—

. . . | G7 . . . | . . . | . . . | .
 When the world seems to shine like you've had too much wine
 . . . | C . . . | . . . | . . . | .
 that's— a—mor-e—

. . . | C . . . | . . . | . . . | .
 Bells will ring, tinga-linga-ling, tinga-linga-ling, and you'll sing
 . . . | G7 . . . | . . . | . . . | .
 "Vi—ta bel-la—"

. . . | G7 . . . | . . . | . . . | .
 Hearts will play tippy-tippy-tay, tippy-tippy-tay, like a gay
 . . . | C . . . | . . . | . . . | C\
 tar— an—tel-la—

(--tacet----) | C . . . | . . . | . . . | .
 When the stars make you drool just like pas-ta fa—zool
 . . . | G7 . . . | . . . | . . . | .
 that's— a—mor-e—

. . . | G7 . . . | . . . | . . . | .
 When you dance down the street with a cloud at your feet
 . . . | E7 . . . | . . . | C#dim . . . | .
 you're in love—

. . . | F . . . | F . . . | F . . . | F . . .
 When you walk— in a dream— but you know you're not dream-ing
 . | C . . . | . . . | . . . | .
 Sig—nor— e—

. . . | G7 . . . | . . . | . . . | .
 Scu-sa me, but you see, back in old Na-po-li
 . . . | C . . . | . . . | . . . | G7\
 that's a—mor— e—!



(With Drunken Gusto!)

(--tacet---) | C . . . | . . . | . . . | .
 When— the— moon hits your eye like a big piz-za pie
 . . . | G7 . . . | . . . | . . . | .
 that's— a— mor-e—

. . . | G7 . . . | . . . | . . . | .
 When the world seems to shine like you've had too much wine
 . . . | C . . . | . . . | . . . | .
 that's— a— mor-e—

. . . | C . . . | . . . | . . . | .
 Bells will ring, tinga-linga-ling, tinga-linga-ling, and you'll sing
 . . . | G7 . . . | . . . | . . . | .
 “Vi— ta— bel-la—”

. . . | G7 . . . | . . . | . . . | .
 Hearts will play tippy-tippy-tay, tippy-tippy-tay, like a gay
 . . . | C . . . | . . . | . . . | C\
 tar— an— tel-la—

(--tacet-----) | C . . . | . . . | . . . | .
 When— the— stars make you drool just like pas-ta fa—zool
 . . . | G7 . . . | . . . | . . . | .
 that's— a— mor-e—

. . . | G7 . . . | . . . | . . . | .
 When you dance down the street with a cloud at your feet
 . . . | E7 . . . | . . . | C#dim . . . | .
 you're in love— ove—

. . . | F\ -- -- | F\ -- -- | F\ -- -- | F .
 When you walk— in a dream— but you know you're not dream—ing—
 . | C . . . | . . . | . . . | .
 Sig-nor— e—

. . . | G7 . . . | . . . | . . . | .
 Scu— sa me, but you see, back in old Na-po-li—
 . . . | C . . . | . . . | . . . | G7\ | C\
 that's— a— mor— or— e—!

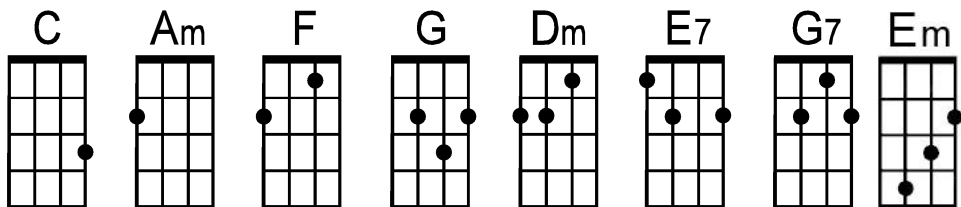
San Jose Ukulele Club

(v4b - 2/12/18)



Will You Still Love Me Tomorrow?

By Gerry Goffin and Carole King (1960)



C . . . | Am . . . | F . . . | G . . . |
To-night, you're mine—— com-ple-ete-ly——

C . . . | Am . . . | Dm . . . | G7 . . . |
You give your love—— so swee-eet-ly——

. | E7 . . . | . . . | Am . . . | . . . |
To-night—— the light—— of love is in your eyes——

F . . . | G . . . | C . . . | . . . |
But will you love me—— to-mor-r—row—?

C . . . | Am . . . | F . . . | G . . . |
Is this a last——ing tre-ea-sure—?

C . . . | Am . . . | Dm . . . | G7 . . . |
Or just a mo-o-o-ment's ple-ea-sure—?

. | E7 . . . | . . . | Am . . . | . . . |
Can I—— be-lieve—— the ma-gic of your sighs——?

F . . . | G . . . | C . . . | . . . |
Will you still love me—— to-mor-r—row—?

Bridge: F . . . | . . . | Em . . . | . . . |
To-night with words—— un-spo-o-ken—,

F . . . | . . . | C . . . | . . . |
You said that I'm the on-ly one——

F . . . | . . . | Em . . . | . . . |
But will my heart—— be bro-o-ken—,

. | F . . . | Dm . . . | F . . . | G . . . |
When the night—— meets the mo-o-or-ning sun——?

C . . . | Am . . . | F . . . | G . . . |
I'd like to know—— that your— love—

C . . . | Am . . . | Dm . . . | G7 . . . |
Is love, I can—— be su—re of—

. | E7 . . . | . . . | Am . . . | . . . |
So tell—— me now—— and I won't ask a-gain.

F . . . | G . . . | C . . . | . . . |
Will you still love me—— to-mor-r—row—?

F . . . | G . . . | C . . . | . . . |
Will you still love me—— to-mor-r—row—?

F . . . | G . . . | C . . . | C |
Will you still love me—— to-mor-r—row—?

You've Got a Friend music and lyrics by Carole King

4/4 time **Bold** = 4 beats Regular = 2 beats arranged by Karen Chavez

FINGERINGS: G6 0202 Gmaj 0222 Cmaj7 0002 Em7 0202 Fmaj7 2313 Am 1000 B7 2322 Bm 4222

Intro G6 C G6 G6/ A/ B7/ ^

Verse 1 When you're down and troubled and you need some love and care
And nothin', nothin' is going right. Close your eyes and think of me and soon I will be there
To brighten up even your darkest night

Chorus You just call out my name and you know wherever I am I'll come running
to see you a- gain
Winter spring summer or fall, all you have to do is call, and I'll be there, yes I will
you've got a friend.

Verse 2 If the sky a--bove you grows dark and full of clouds and that old north wind begins to blow
Keep your head to- gether and call my name out loud,
Soon you'll hear me knocking at your door **TO CHORUS**

Now ain't it good to know that you've got a friend when people can be so cold
They'll hurt you and de- sert you and take your soul if you let them Oh but
don't you let them

Chorus You just call out my name and you know wherever I am I'll come running, running yeah yeah
to see you a- gain
Winter spring summer or fall, all you have to do is call, and I'll be there, yes I will
you've got a friend. . . You've got a friend . . . ain't it good to know you got a friend
Oh baby....you've got a friend Oh honey....you've got a friend

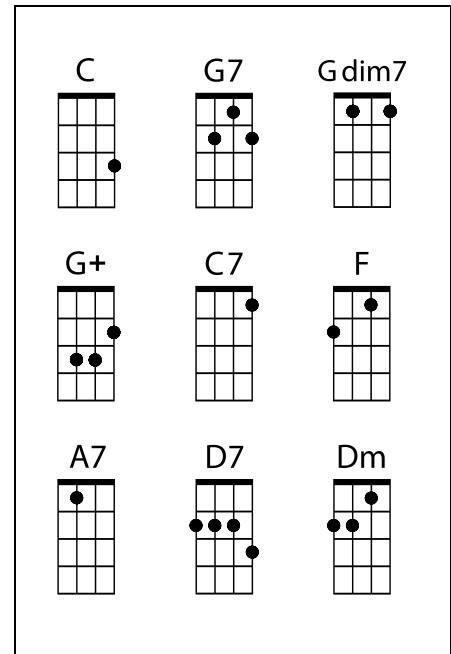
Happy Trails / Aloha 'Oe Medley

Bytown Ukulele

Intro: C G7 C

Chorus:

C C (C - Gdim7) G
 Happy trails to you, until we meet a-gain,
 G G (G - G+) C
 Happy trails to you, keep smilin' until then
 (C - C7) F
 Who cares about the clouds when we're to-gether,
 A7 (D7 - G7)
 Just sing a song and bring the sunny wea-ther
 C A7 (Dm - G7) (C-G7)
 Happy trails to you, until we meet a-gain




Verse:

C A7
 Some trails are happy ones
 Dm Dm
 Others are blue
 G7 G7
 It's the way you ride the trail that counts
 G7 C
 Here's a happy one for you

Chorus:

C C (C - Gdim7) G
 Happy trails to you, until we meet a-gain,
 G G (G - G+) C
 Happy trails to you, keep smilin' until then
 (C - C7) F
 Who cares about the clouds when we're to-gether,
 A7 (D7 - G7)
 Just sing a song and bring the sunny wea-ther
 C A7 (Dm - G7) (C-G7)
 Happy trails to you, until we meet a-gain

F F C C
 A-loha Oe, fare-well to thee
 G7 G7 C C7
 Thou charming one who dwells among the bow-ers
 F F C C
 One fond embrace, be-fore I now depart
 G7 G7 (C - F)C G7
 Un-til we meet a-gain
 C A7
 And happy trails to you,
 (Dm - G7)C 
 Till we meet a-gain